

# PUSH-EMT<sup>®</sup> FITTINGS

MIGHTY-SEAL<sup>®</sup>  
AND MIGHTY-BITE<sup>™</sup>  
CONNECTORS  
AND COUPLINGS



A MIGHTY PUSH  
FOR SAVINGS.


 **BRIDGEPORT**  
[www.bptfittings.com](http://www.bptfittings.com)



# MIGHTY-SEAL®. MIGHTY-BITE.™ MIGHTY FAST.

## ▶ MIGHTY-B™ PUSH-EMT® FITTINGS

Connecting EMT conduit in wet or dry locations has never been this fast and simple. MIGHTY-SEAL and MIGHTY-BITE connectors and couplings are part of the exclusive Mighty-B™ line of high-quality, high-performance products focused on getting the job done fast, done right. Legendary Bridgeport quality, innovation and unparalleled service are built in to every Mighty-B fitting we ship. All Mighty-B fittings exceed the stringent design requirements of UL 514B and the National Electrical Code.



- Push-on install
- Removable and reusable
- Raintight & dry location models
- Constructed of the highest quality zinc
- Corrosion resistant
- Precision cast threads
- Reversible zinc serrated locknut
- cULus Listed
- Approximately 75% quicker to install than conventional fittings
- Patented




### TYPICAL RAIN TIGHT INSTALLATION AND REMOVAL

#### Installation

1. No disassembly required
2. Cut EMT square and remove burrs
3. Firmly push EMT onto fitting a minimum 1/2"
4. For connector, install with knockout gasket on outside of enclosure. Hand tighten locknut plus 1/4 turn

#### Removal and Reuse

1. Unscrew Blue nut from fitting body
2. Remove EMT
3. To reuse, ensure components are assembled in order (see below) and tighten Blue nut hand tight



### TYPICAL DRY LOCATION INSTALLATION AND REMOVAL

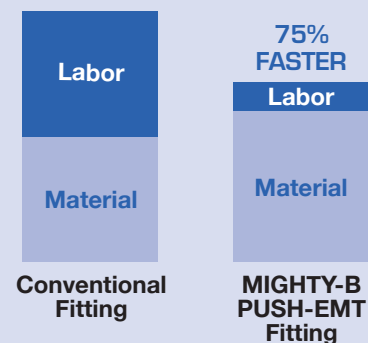
#### Installation

1. Cut EMT square and remove burrs
2. Firmly push EMT onto fitting a minimum 1/2"
3. For connector, install into knockout with locknut. Hand-tighten plus 1/4 turn

#### Removal and Reuse

1. Turn counter-clockwise to remove from EMT
2. Fitting is ready to be reused

### REDUCED INSTALLATION TIME:





### MIGHTY-SEAL® CONNECTORS

Catalog Number	UPC Number	Trade Size	Unit Quantity	Standard Package
250-MSRT	17250	1/2"	25	250
251-MSRT	17251	3/4"	25	250

cUL<sub>us</sub> File No. E24001



### MIGHTY-BITE™ CONNECTORS

Catalog Number	UPC Number	Trade Size	Unit Quantity	Standard Package
250-MB	23250	1/2"	25	250
251-MB	23251	3/4"	25	250

cUL<sub>us</sub> File No. E24001



### MIGHTY-SEAL® CONNECTORS (INSULATED)

Catalog Number	UPC Number	Trade Size	Unit Quantity	Standard Package
250-MSRTI	37250	1/2"	25	250
251-MSRTI	37251	3/4"	25	250

cUL<sub>us</sub> File No. E24001



### MIGHTY-BITE™ CONNECTORS (INSULATED)

Catalog Number	UPC Number	Trade Size	Unit Quantity	Standard Package
250-MBI	24250	1/2"	25	250
251-MBI	24251	3/4"	25	250

cUL<sub>us</sub> File No. E24001



### MIGHTY-SEAL® COUPLINGS

Catalog Number	UPC Number	Trade Size	Unit Quantity	Standard Package
260-MSRT	11260	1/2"	25	250
261-MSRT	11261	3/4"	25	200

cUL<sub>us</sub> File No. E24001




### MIGHTY-BITE™ COUPLINGS

Catalog Number	UPC Number	Trade Size	Unit Quantity	Standard Package
260-MB	23260	1/2"	25	250
261-MB	23261	3/4"	25	250

cUL<sub>us</sub> File No. E24001


# MORE FROM MIGHTY-B



Explore the new **Mighty-B™** line of fittings available exclusively from Bridgeport. High-quality, high-performance products focused on getting the job done fast, done right.



**MIGHTY-MERGE® 4157-DC** transition fitting saves you the labor and material cost of installing and bonding a junction box, or the assembly time to make up a fitting that provides the necessary transition. Patented.



**MIGHTY-MOVE®** Expansion Couplings allow for expansion and contraction in an indoor or outdoor raceway system. Their unique, patented, low profile design is ideal for limited space requirements. Available in raintight and non-raintight (dry location) models.



**MIGHTY-BOND®** grounding products are unique, patent pending products designed for low cost and easy use. Precision machined bodies and stainless steel screws provide the optimum in performance and appearance.

Find out more about these new Mighty-B fittings and see what's coming soon at [www.bptfittings.com/MightyB](http://www.bptfittings.com/MightyB) or follow Mighty-B on Twitter at [www.twitter.com/CallMightyB](http://www.twitter.com/CallMightyB)

Distributed by:



Bridgeport Fittings, Inc.  
705 Lordship Blvd.  
Stratford, CT 06615-7313

Voice: 203.377.5944  
Fax: 203.381.3488  
E-mail: [sales@bptfittings.com](mailto:sales@bptfittings.com)

[www.bptfittings.com](http://www.bptfittings.com)



Printed in the U.S.A.  
© 2011 Bridgeport Fittings, Inc. All rights reserved.



09/11 7500 BP-350